


Wholesale Suppliers to the trailer industry

Manufacturers of high quality
ratchet assemblies and winch straps



Trailer Parts & Ancillary Products Catalogue



Introduction

Welcome to Btp ltd and our 2nd edition catalogue which is designed to give you an insight into the vast array of trailer parts and accessories we supply, if you can't see what you want, please ask!

Bingham trailer parts ltd began trading during 1994 supplying small marine and retail outlets within the uk together with a number of overseas customers.

In 1999, due to mainly to economic conditions, the company altered its customer base to supply more of the uk market. Whilst retaining some valued overseas customers we now provide trailer components, accessories and load restraints to numerous trailer manufacturers, retail outlets and service centres throughout the uk.

Our manufacturing section is able to supply ratchet assemblies, load restraints and winch straps to customers specific requirements using only high quality UK manufactured polyester webbing and best quality hardware, we can guarantee our product is of the highest standard.

BTP ltd is strictly "trade only" thereby ensuring that our business activities do not compromise those of our customers, and with over 60 years combined experience we are confident in our ability to supply the products, service and solutions our customers require.

As a family business situated in the east midlands 10 miles north of Nottingham, we are well positioned to distribute our products quickly and efficiently throughout the uk via a network of parcel and pallet couriers.

A "One Stop Shop" for all your trailer components and load restraints, we are confident you will find our service "second to none" and our prices very competitive. We look forward to providing you with the service you deserve.

"For every challenge there is a solution"



Trailer Type Approval

As many of you will be aware, type approval of all new 01 and 02 trailers will be a legal requirement by 29th October 2012 at the latest.

Some of our customers have already started the process of type approval for their vehicles however, there are some who still have concerns about the cost implication and the work involved in achieving this objective.

Btp Ltd are able to advise its customers regarding the requirements for type approval of 01 and 02 trailers. We are also able to refer you to relevant organisations and professional bodies and provide necessary documentation for the products we supply thereby ensuring a smooth and less costly transition for your Company.

Should you have any questions regarding the type approval process, please give us a call and we will do our best to help.



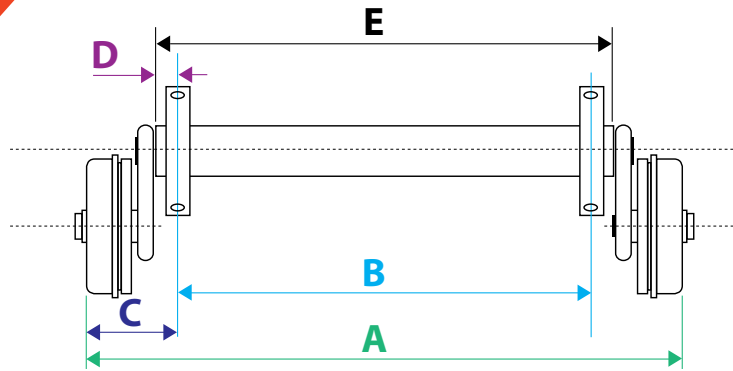
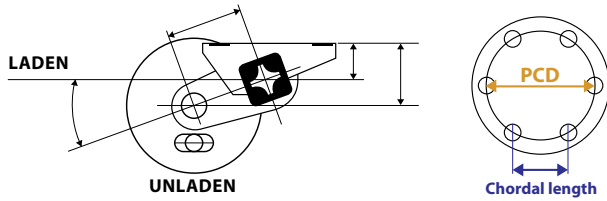


Contents

S1	AXLES & SUSPENSION UNITS	1 - 4
S2	COUPLINGS	5 - 13
S3	JOCKEY WHEELS, PROPSTANDS, JACKS & CLAMPS	14 - 19
S4	TOWING ACCESSORIES	20 - 21
S5	ELECTRICAL	22 - 31
S6	TRAILER HARDWARE	32 - 35
S7	MUDGUARDS	36 - 38
S8	BRAKING & COMPONENTS	39 - 43
S9	BRAKE CABLES & RODS	44
S10	BRAKE DRUMS, HUBS & COMPONENTS	45 - 49
S11	WHEELS & TYRES	50 - 53
S12	LOAD RESTRAINTS & WINCHES	54 - 61
S13	BOAT ROLLERS	62 - 63
S14	ANCILLARY ITEMS	64 - 66



BRAKED AXLES



Axle weight = _____
 A Dimension = _____ mm
 B Dimension = _____ mm
 Hub size = _____
 PCD Stud Configuration = _____
 Brake Type (KNOTT/AL-KO) = _____

A and B dimensions to suit customer requirements. All common wheel fits accommodated. Non-standard versions available by request. Standard level and inverted trailing arms available.

In order to ensure we supply the correct axle for your application please supply as much information as possible.

S1A



S1AB



S1AC



Braked suspension beam axles available from 750kg to 1800kg*. Various stud configurations to suit your application. Galvanized, plated or painted tube.

*Supplied with cables and compensator for single, twin or tri-axle combinations.

BRAKED SUSPENSION UNITS

Braked suspension units for that urgent requirement. Available from 550kg to 1800kg. Supplied with cables and compensator for single axle applications (twin axle compensator available separately).



S1B



S1BA



S1BB



S1BC

SOLID STUB AXLES



S1C Braked/unbraked hub & stub axle sets.
Also solid beam axles made to specification.



S1CA Light & medium duty stub axles.



S1E3 Double eye leaf springs.
From 750kg to 3200kg p/axle.



S1E Leaf spring components.



S1E2 Heavy duty "U"bolts & plates to suit square section axles.



S1E1 Round "U"bolts & bushes.

UNBRAKED AXLES & SUSPENSION UNITS



S1D Unbraked suspension axle beams.
Made to your requirements available with galvanized, plated or painted tube.

S1D1 Knott-Avonride unbraked suspension units 350Kgs to 750Kgs.



S1DC Unbraked suspension units heavy application.



S1DB Unbraked suspension units 150kg to 500kg p/pr.



S1DA Suspension unit plates & axle mounting brackets.



S10G1 Hub nuts, washers & split pins.
One shot nuts for unitized bearings.





S2D Knott cast delta couplings.
From 1300kgs to 3500kgs capacity.



S2B2 Bradley doublelock cast delta couplings.
From 900kgs to 3500kgs capacity



S2D2 Knott pressed steel delta couplings.
From 750kgs to 2700kgs capacity.




S2A Alko cast and pressed steel delta couplings.
From 750kgs to 3500kgs capacity.

BRAKED COUPLINGS



S2C Indespension cast delta couplings.
From 375kgs to 3500kgs capacity.



S2E Knott, Bradley indespension and Al-ko pole type couplings
to suit from 60mm to 120mm square section from 450kgs to 3200kgs capacity.



S2B3 Bradley doublelock spring damped couplings.
1500kg to 5000kg capacity.

COUPLINGS

BRAKED COUPLING HEADS




S2F3 Knott / Albe coupling heads.



S2F5 Bradley doublelock coupling heads.

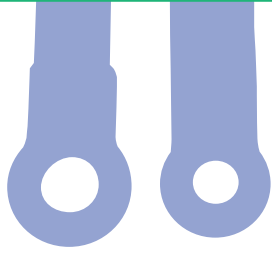


S2F7 Al-ko coupling heads.



S2F6 Triplelock replacement coupling heads.

BRAKED COUPLING EYES



S2F Knott eye conversions - 30mm to 76mm.



S2F1 Bradley doublelock eye conversions - 40mm to 76mm.



S2F2 Indespension eye conversions - 30mm to 76mm.

COUPLINGS

UNBRAKED COUPLING HEADS & EYES



S2G2 Unbraked coupling heads - cast top mount - 50mm to 70mm square section - 50mm to 60mm round section.



S2G1 Unbraked eye couplings - 40mm to 76mm.



S2G3 Secondary coupling cables - legal requirement for all new unbraked trailers.
Coupling skid - legal requirement on unbraked trailers with no jockey wheel.
Secondary coupling & breakaway cable attachment.

COUPLING COMPONENTS




S2H Coupling gaiters/bellows.



S2F4 Spacing shim for Knott coupling head.



S2H8 Replacement trigger and spring kit for Bradley doublelock old style head.



S2H10 Replacement spring kit for triplelock head.




S2H7 Coupling Dampers.



S2H5 Coupling drawtubes.




S2H2 Spring and oil energy stores.




S2H6 Coupling components.

COUPLING COMPONENTS



S2H3 Coupling handbrakes overcentre, gas strut and ratchet style.



S2H4 Coupling handbrakes overcentre and ratchet style.



S2H11 Coupling breakaway cables, hooks and supports.



S2H12 Breakaway cable support.



S2H1 Coupling clamp handles and pads.



S2H9 Coupling reverse stops.



S212 Trailer security.



S21 AL-KO coupling security.



S211 Bradley doublelock coupling security cap sets.



S213 Coupling hitchlocks.

JOCKEY WHEELS



S3A2 Light duty jockey wheels
34 - 48mm.



S3B2 Medium duty jockey wheels
34 - 60mm tube.



S3B3 Pneumatic jockey wheels
48mm tube.



S3J Pneumatic jockey wheels
48mm tube.

JOCKEY WHEELS



S3B Bradley doublelock jockey wheels
42 - 48mm.



S3C3 Knott 48mm serrated tube jockey wheels
250 - 350kgs.



S3K Heavy duty jockey wheel and bracket
with retractable wheel




S3A3 Heavy duty serrated tube jockey wheels
500 - 750kg capacity.



S3C2 Heavy duty serrated jockey wheels
350 - 500kgs

PROPSTANDS



S3D Prop stands - gold passivate finish
34 - 48mm dia.



S3E Prop stands - BZP finish H/D foot
34 - 48mm dia.



S3F Serrated prop stands BZP finish
H/D foot 48mm dia.



S3Y Heavy duty propstand
with winding swivel foot

CORNER STEADIES & JACKS



Underslung corner steady
c/w winding swivel foot
and bolt-on boss.

S31 Trailer jack c/w weld on boss
1000 - 4000kgs cap.

Top winding adjustable prop stand
42 & 48mm dia.



S312 Corner steadies and winding brace
galvanized steel finish.

CLAMP ASSEMBLIES



S3G Pressed steel and fabricated clamps to suit 34 - 60mm dia tube.



S3G2
Cast clamps
34 - 48mm tube.



S3G3
Bradley doublelock cast clamps
34 - 63mm dia tube.



S3G4
Clamping handles
and pads.

JOCKEY WHEEL SPARES



S3H2

Replacement wheels for jockey wheels.



S3H3



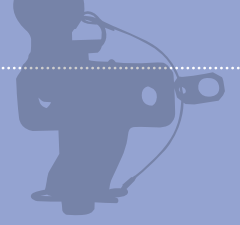
S3H4




S3H Replacement jockey wheel handles and knobs.



S3H1 Jockey wheel spindles bolts and bushes.



TOWING ACCESSORIES



S4A1 Towballs, towpins and universal couplings.



S4A2




S4A
Towball towpins and universal couplings.



S4A3
Spare pins and ball/pin combinations.



S4C3
Towball covers.



S4A4 Adjustable drop plates
100 - 260mm adjustments.



S4A5 Replacement parts for adjustable
drop plates.



S4A6 Fixed drop plates
2", 4" and 6".



S4A7 Towball bolt sets and spacers.



S4C1 Towstep with 12n & 12s
socket mountings.



S4C2 Bumper protector plates.


LIGHTING BOARDS



S5D4 Trailer lighting boards
3'0" x 4'0" (without foglamp).



S5D5 Adjustable rear lighting sets
(without fog lamp).



S5D4A
Trailer lighting boards 4'6" to 7'0"
c/w rear fog lamp.

Various cable lengths available on some boards.

REAR COMBINATION LAMPS



S5BE Aspock multi function rear lamps.



S5BA Britax multi function rear lamps.



S5BB AJBA multifunctional rear lamps.



S5BD L.E. Perie rear lamps.

REAR COMBINATION LAMPS




S5BC Rubbolite / Trucklamp rear lamps.



S5BF Radex multi function rear lamps.



S5BC Jokon rear lamps.



S5B2 Replacement lenses.

MARKER LAMPS



S5B1 Front, side, rear and end outline marker lamps.



S5B1A Replacement marker lenses.



S5B3
Rear fog lamps and lenses



S5B4
Rear registration plate illumination.



S5B6B
Miscellaneous lighting.

LED LIGHTING

The way forward in trailer lighting technology



S5C LED Autolamps.



S5CB LED Autolamps.



S5CD LED trailer lighting.



S5C3 LED Autolamps.

LED LIGHTING



S5C4 Registration plate illumination.



S5C1 Marker lamps.



S5C5 Led Autolamps accessories.



S5C5A Led Autolamps accessories.

HARNESSES



S5B7 Aspock wiring loom.



S5B7A Radex marker lamp loom.



S5B7B Radex wiring loom.



S5D6 Junction boxes.



S5D6B Strip connectors
5 amp, 15 amp and 30 amp.



S5C4 Reflectors
front, side and rear.



S5C5 Rear warning triangle.

VEHICLE CONNECTORS & EXTENSIONS



S5D1 12n and 12s
7 pin connectors.



S5D1A Prewired 12n and 12s
sockets and plates.



S5D2
13 pin euro connectors.



S5D2A
13 pin euro - 12n/12s conversion.



S5D3
12n and 12s Suzie leads
and extension cables.



S5A 240v - 16 amp extension lead - 25m.



S5A2 240v - 16 amp connectors.




S5B6 12v and 24v bulbs (available in boxes of 10pcs).



S5B6A



S5D7
Registration plates, holders
and digits.



S5D6C
Electrical connectors PVC tape
and cable ties.



S5D6AB
Cable clips and Grommets

TRAILER HARDWARE



S6B3 Tailgate hinge straps and gudgeon pins.



S6A1 Antiluce fasteners and tailgate retainers.



S6B4 "R" clips, lynch pins and sword pins.



S6F6 Deck rings, rope hooks and tie off points.



S6G2 Sprung shoot bolts.



S6G1 Over centre and bonnet catches.



S6D4 Ramp fastener set
hasp and staple.



S6G5 Slam locks, door locks
handles and retainers.

TRAILER HARDWARE



S6C3 Door retainers.



S6E5 Door hinges.




S6G4 Ventilation.



S6G3 Fold away van step.



S619 Gas stays and fittings.



S6H8 Ramp springs, kits and tensioners.

SINGLE AXLE PVC
MUDGUARDS



S7A Rigid PVC single axle mudguards.



S7AB Dehaan PVC single axle mudguards.



S7AD Flexi PVC round single axle mudguards.



S7AC Special application single axle mudguards.

MUDGUARDS

SINGLE AXLE STEEL & GALVANISED MUDGUARDS



S7BC Self colour steel single axle mudguards.



S7B Dehaan galvanized steel single axle mudguards.



S7BA Round galvanized single axle mudguards.

TANDEM AXLE MUDGUARDS



S7C Jonesco PVC tandem axle mudguards



S7D Dehaan preformed galvanized tandem axle mudguards.




S7E Heavy duty single and twin axle mudguards.

BACKPLATES COMPLETE



S8C Lockheed brake back plates complete



S8 / S82 Knott brake backplates complete.



S8B AL-KO brake backplates complete.

BRAKE SHOES



S8E1 Lockheed 8", 9" and 10" standard brake shoe (per single set)



S8E2 Lockheed 8" mk2 auto reverse brake shoes (per single set)



S8E4 BPW brake shoe axle set.

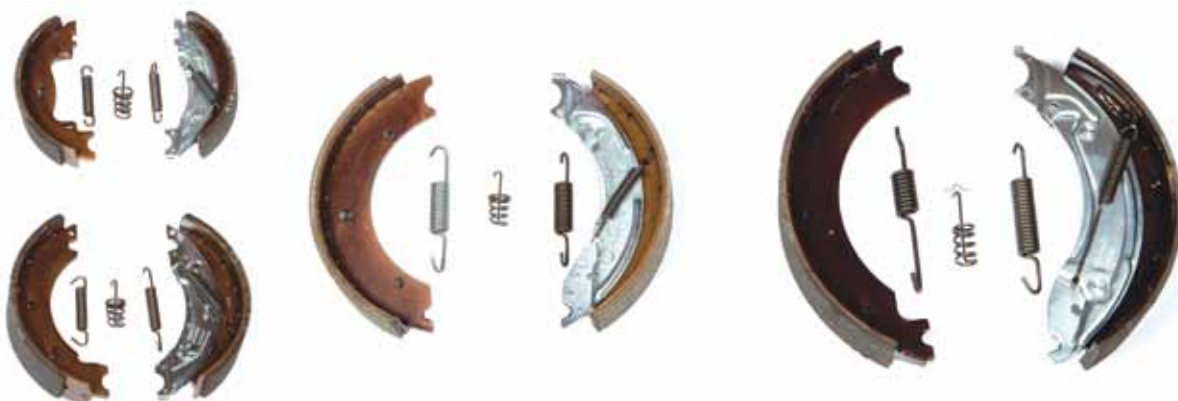
BRAKE SHOES



S8 Original brake parts from Knott-Avonride.



S8E3 Knott-Avonride brake shoe axle set - 160 x 35 mk2 auto reverse.



S8C Knott-Avonride brake shoe axle sets - auto reverse 160 x 35mm, 203 x 40mm
200 x 30mm, 200 x 50mm
250 x 40mm, 300 x 60mm

BRAKE SHOES



S5D4 Original brake parts from AL-KO



S8D

AL-KO brake shoe axle sets - auto reverse 160 x 37mm, 200 x 51mm, 230 x 61mm



S8F Lockheed, Knott-Avonride and AL-KO brake adjusters.



S8G Lockheed, Knott-Avonride and AL-KO brake expanders.



S8I
Brake shoe tension and retaining springs.



S8J
Brake cable covers and eyelets.



S8H
AL-KO reversing levers and bolts

BRAKE CABLES & RODS



S9A Brake cables - Knott-Avonride and AL-KO.
 Styles - detachable, fixed and clevis end.
 Material - Galvanized or stainless steel inner

Special cables can be made to order.

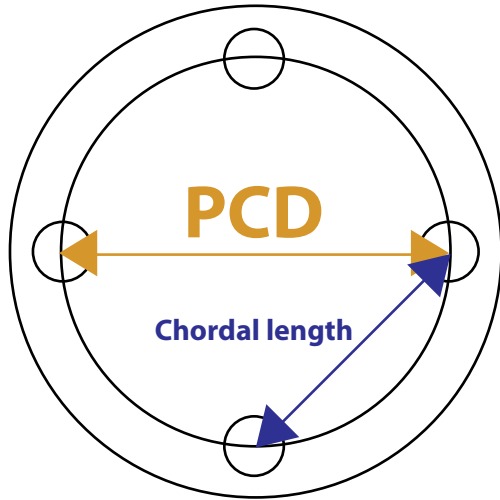


S9C Brake cable compensators and anchor brackets.



S9B Clevis pins, BZP threaded rod and rod connectors.

Calculation of Pitch Circle Diameters and chordal lengths



To calculate the PCD, multiply the chordal length by the factor value given on the chart for the appropriate number of stud holes.

To calculate the chordal length, divide the PCD by the factor value given on the chart for the appropriate number of stud holes.

Example of calculating PCD:

If you have a chordal length of 97.06mm and 5 stud holes....

97.06 X 1.701 = 165.1mm (6.5") PCD

Example of calculating chordal length:

If you have a PCD of 112mm and 5 stud holes....

112 / 1.701 = 65.843mm Chordal Length

No. of Stud Holes	Factor value
3	1.155
4	1.414
5	1.701
6	2.000
7	2.305
8	2.613



S10A Unbraked free running hub assemblies to suit various PCD's and stub pins.

BRAKE DRUMS



S10B



S10C



S10D

Braked hub / drum assemblies. Manufacturer specific.

BRAKE DRUMS



S10E



S10F Braked hub / drum assemblies. Manufacturer specific.



S10G1 Stub axle nuts, washers and split pins "one shot" nuts for unitized bearings.



S10H Wheel studs, nuts and stud bolts.



S10H1 Wheel stud bolts.
Conical and spherical seats.



S10H2 Wheel nuts.
Conical and spherical seats.



S10H3 Wheel studs.
Manufacturer specific.

BRAKE DRUM COMPONENTS



S10G2 Dust caps.



S10J Unitized Bearings and circlips.



S10I Taper roller and ball race bearings, bearing seals. Hub drum specific bearing sets.



S10I1 Marine hub/drum grease bearing savers and reinforcing seals.

WHEELS & TYRES

Some wheel and tyre combinations are assembled on site, if necessary, please ask for a lead time when ordering.



S11B 8" wheel and tyre assemblies.



S11B2 8" wheel rims.



S11C 10" wheel and tyre assemblies.



S11C2 10" wheel rims.



S11G4 Heavy duty 10" wheels and tyres



S11D 12" wheel and tyre assemblies



S11D2
12" wheel rims.



S11E2
13" wheel rims.



S11F
14" wheel rims.

WHEELS & TYRES



S11E 13" wheel and tyre assemblies.



S11F3 14" & 16" wheel and tyre assemblies.



S11F2 Tyres and tubes.



S11G1 Tyres & tubes.



S11A Slow speed wheel and tyre combinations



S11A2 Slow speed wheel and tyre combinations




S11G2 Valve fittings.



S11G3 Spare wheel carriers.

RATCHET HARDWARE



S12 12A Ratchets, cam buckles and overcentre handle.



S12 12B Ratchet end fittings.



S12 12C Ratchet end fittings.

RATCHETS & STRAPS



S12 Ratchet end fitting
12D and webbing combinations.




S12 Ratchet end fitting
12E and webbing combinations.



S12 Ratchet end fitting
12F and webbing combinations.



S12 Ratchet end fitting
12G and webbing combinations.



S12 Three part car transporter ratchet assembly.
12H



S12 Various wheel strap options for the three part car transporter ratchet assemblies.
12I These can be manufactured to customers specific requirements.



- S12** PVC trailer and tilt covers and shock cord.
12J Most popular sizes are ex-stock.
Specific requirements can be made to order.



S12 12N Manual trailer winches.



S12 12P Fulton trailer winches.



S12 12S Auto brake and worm drive winches.

LOAD RESTRAINTS & WINCHES

WINCH STRAPS, CABLES & HOOKS



S12 Winch straps
12L various capacities and fittings.



S12 Winch cables and hooks
12M various diameters and lengths available.



S12 Replacement winch handles.
12T




S12 Replacement hand winch components.
12T2

ELECTRIC WINCHES



S12 Superwinch electric winches 12v and 24v.
12Q All sizes and types available.



S12 Light duty ATV 12v electric winch.
12R




S12 Electric winch spares and
12U remote control leads.



S6J11 "D" shackles.



S6B2 Hooks and chain.



S6J10 Wipe rope, lanyards and fittings.

BOAT ROLLERS



S13A "V" rollers and brackets.




S13B Single / double dumbbell rollers keel rollers and brackets.



S13C Hull support rollers and brackets.



S13D Support pads, buffers and brackets.



S13E Roller bracket support tubes and bracket spindles.

U BOLTS, NUTS, PLATES & BOLTS



S14E "U" bolts - M10 high tensile steel
BZP or zinc / yellow finish.



S14D High tensile fixing bolts nuts and washers
BZP finish.

ANCILLARY ITEMS

END CAPS, GREASE & PAINT



S14C PVC end caps and nut covers.



S14G Ancillary items.



S14G1 Grease Gun

TOOL BOXES



S12 Aluminum toolbox.
12K



S12 Aluminum toolbox.
12K3



S12 PVC toolbox,
12K4 various sizes available.





CONTACT & LOCATION



ENTER POSTCODE

NG21 0RY

Bingham Trailer Parts Ltd
Unit 5 and 6 Hazel Court
Burma Road Ind Est.
Blidworth
Nottingham
NG21 0RY

Tel: 01949 861 666

Fax: 01949 861 888

Email: sales@binghamtrailers.co.uk

www.wholesaletrailerparts.com

